
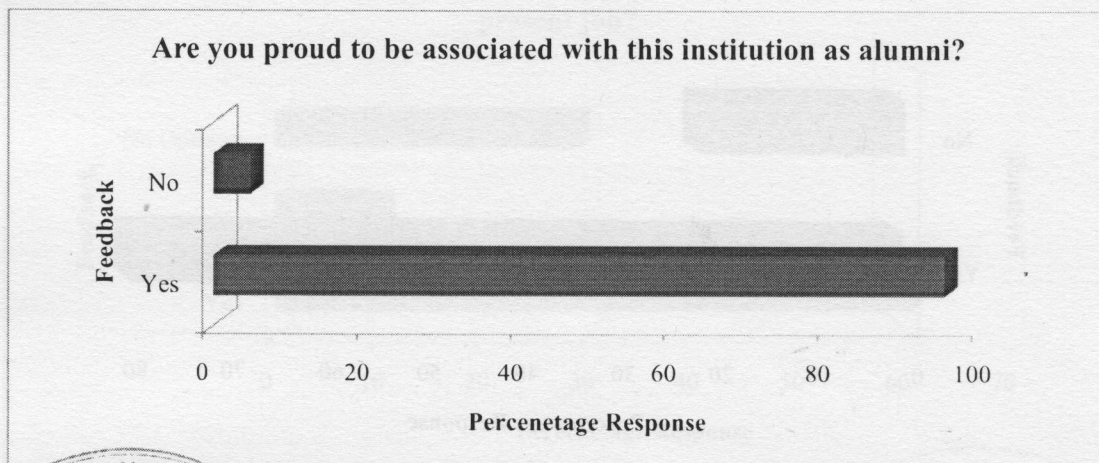


**M. E. S. PONNANI COLLEGE**  
**Ponnani South P.O, Malappuram Dist., KERALA-679 586, Phone: +91 4942666077**  
**Website: mesponnanicollege.com E-mail: [principal.mesponnani.org](mailto:principal.mesponnani.org)**

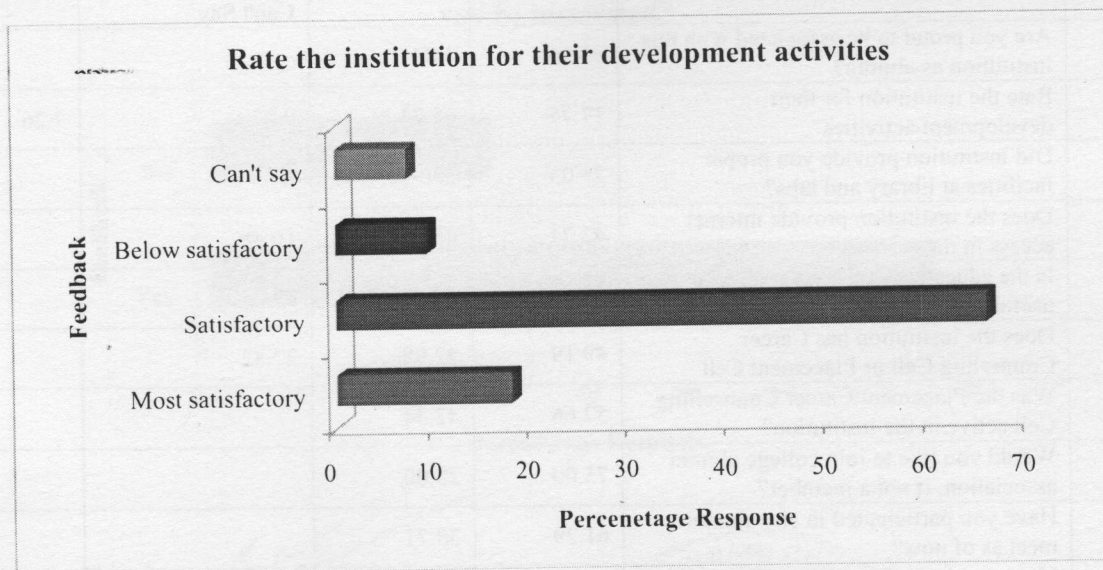
**Alumni Feedback -2015-2016**

Sl. No	Queries	Percentage Response (out of 400)			
		Yes/ Most satisfactory	No/ Satisfactory	Below satisfactory/ I Don't Know/ No Opinion/ Can't Say	Can't say
1	Are you proud to be associated with this institution as alumni?	95.16	4.84		
2	Rate the institution for their development activities	17.74	65.73	9.27	7.26
3	Did institution provide you proper facilities at library and labs?	79.03	20.97		
4	Does the institution provide internet access in the campus?	42.74	46.77	10.48	
5	Is the education imparted at college useful and relevant in your present job?	60.48	10.48	29.03	
6	Does the institution has Career Counseling Cell or Placement Cell	49.19	22.98	27.82	
7	Was the Placement/Career Counselling Cell active in the institution?	57.66	42.34		
8	Would you like to join college alumni association, if not a member?	75.00	25.00		
9	Have you participated in any alumni meet as of now?	61.29	38.71		
10	If you are invited to deliver a special talk for your juniors, will you be interested?	72.58	27.42		

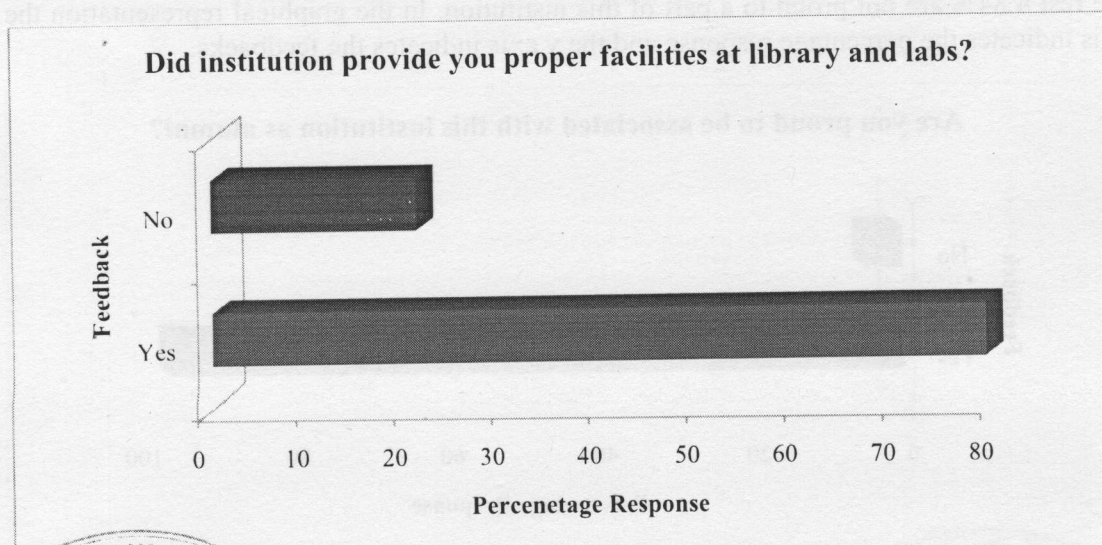
1- In an institution the students studying there plays a major part in the growth and development of the particular institution. Apart from them the students who have passed out from the college is also as important as the one who studies here. The alumni students and their opinions regarding the college is discussed in the next graphical representations. The first question the alumni were asked was whether they are proud to be associated with the institution as an alumni. To the question a percentage of 95.16 said that they are proud and the rest 4.84% are not proud to a part of this institution. In the graphical representation the x axis indicates the percentage response and the y axis indicates the feedbacks.



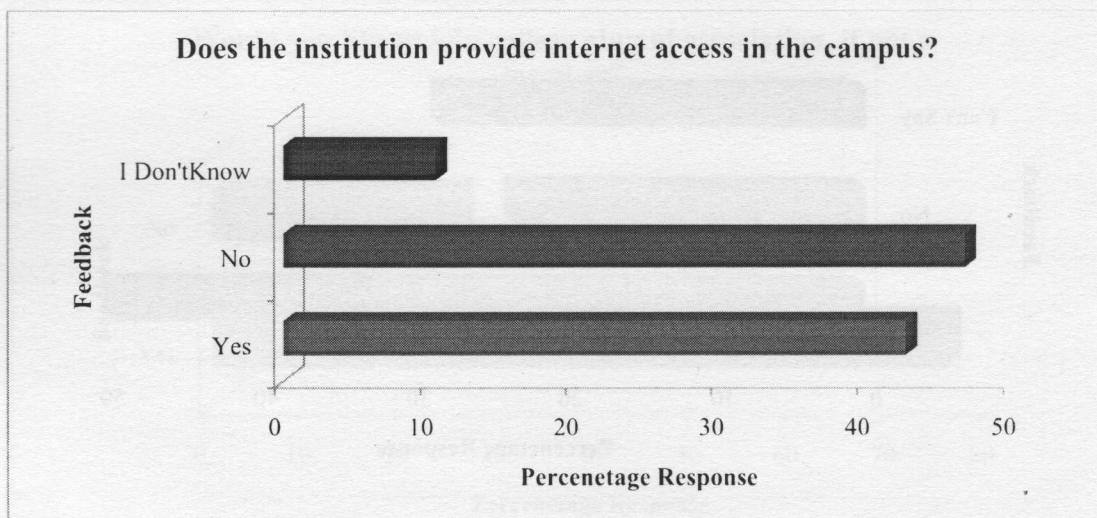
2- When the alumni students revisit the institution they studied there will be a lot of changes and developments introduced in the college. The next question they were asked to rate was about the developmental activities that occurred in the college after they went. On the graphical representation the vertical line indicates the feedbacks and the horizontal line indicates the percentage response. On asked about the question out of a total number of 400 alumni members, 17.74% persons said that the developmental activities were most satisfactory. While 65.73% chose the option satisfactory, the other 9.27% opted the column below satisfactory. The last 7.26% are of the opinion that they can't say anything regarding the question.




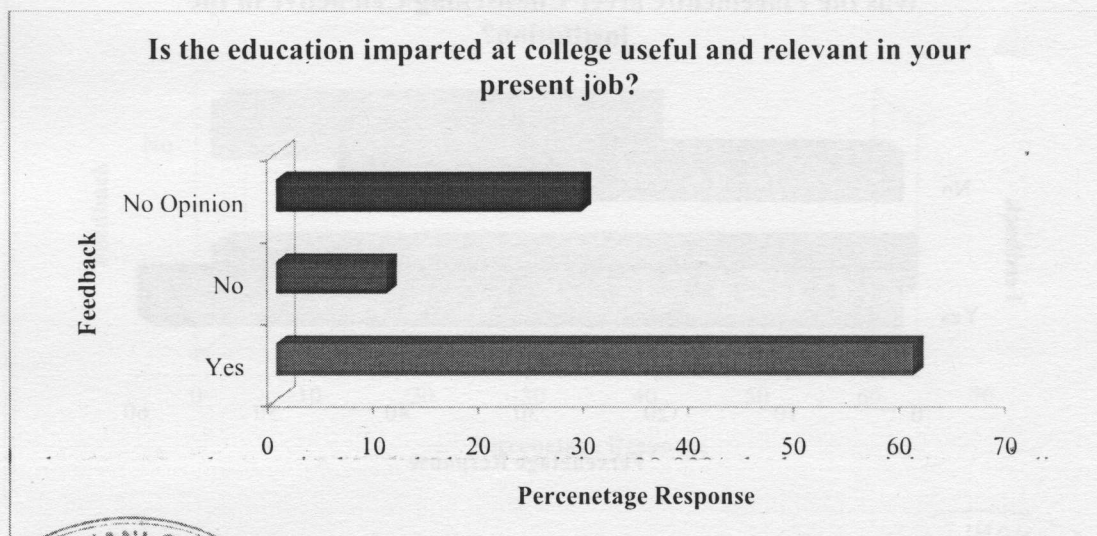
3- The next question to which the alumni were asked to do a criticism and to rate is about the library and lab facilities. They were directed to give an opinion about whether they were provided with proper facilities at library and laboratory when they were in the institution. On asked about this question a percentage of 79.03 are of the opinion that they got proper facilities but the rest 20.97% said that they didn't have any of the following facilities. On the graphical representation, the vertical line indicates the feedback and the horizontal line indicates the percentage response.



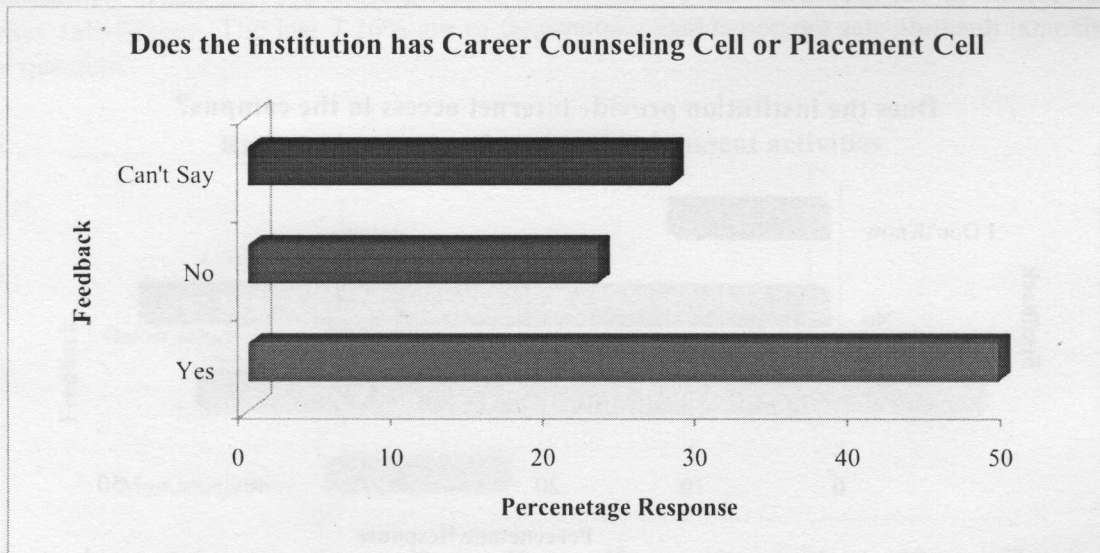
4- A campus is nowadays more electronic friendly everywhere. In every campus internet connection is a must provided thing and each and every student, teacher and every member from the college uses internet for their academic as well as non academic purposes. On asked about the internet facilities in the campus, the alumni had rated the campus in three columns which are yes, no and I don't know. Out of a total number of 400 alumni, a percentage of 42.74 chose the column yes. While 46.77% opted for no the rest 10.48% voted the column I don't know. On the graphical representation, the vertical line indicates the feedback and the horizontal line indicates the percentage response.




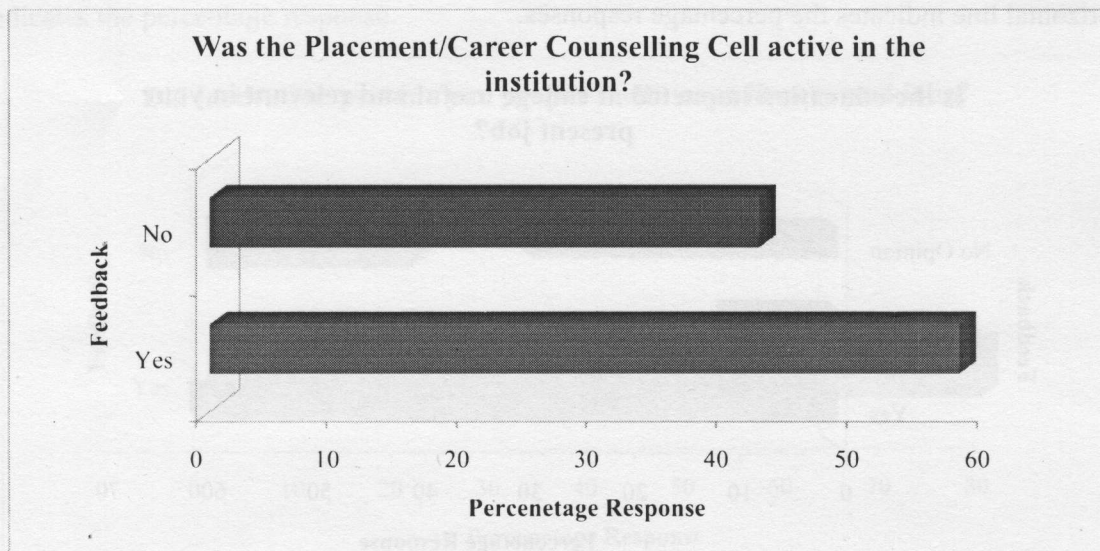
5- The education every single student get from their college or school plays an important role in bringing their career forward and to attain a powerful job and to secure themselves emotionally and financially. The institution they study must help them in bringing up their talents and also to help them academically. The next question they were asked to rate is about whether the education that the college provided you were relevant and useful in your career. To this question 60.48% of alumni members approached the question positively. 10.48% of members reported negatively and the remaining 29.03% had no opinion regarding the question. On the graphical representation, the vertical line indicates the feedback and the horizontal line indicates the percentage responses.



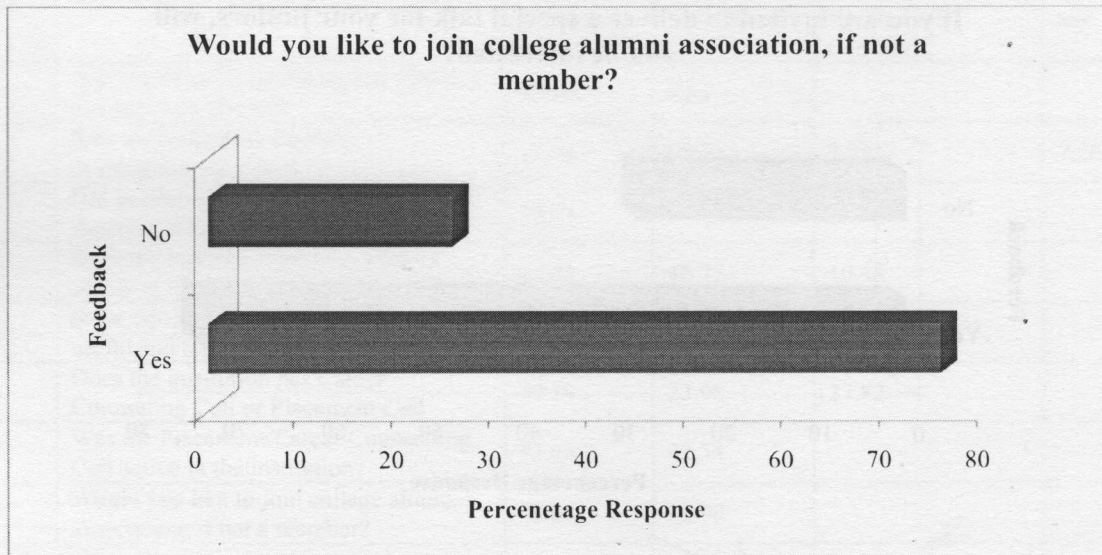
6- The next question to which the alumni members were directed to analyse and give a rating is about the career counselling cells. They were asked to rate the question with respect to they were provided with a career counselling cell or a placement cell so that the students can have a further planning in their career. To this question 49.19% of members opted the column yes and the rest 22.98% chose the column no and the last 27.82% are of no opinion. On the graphical representation, the vertical line indicates the feedback and the horizontal line indicates the percentage responses.



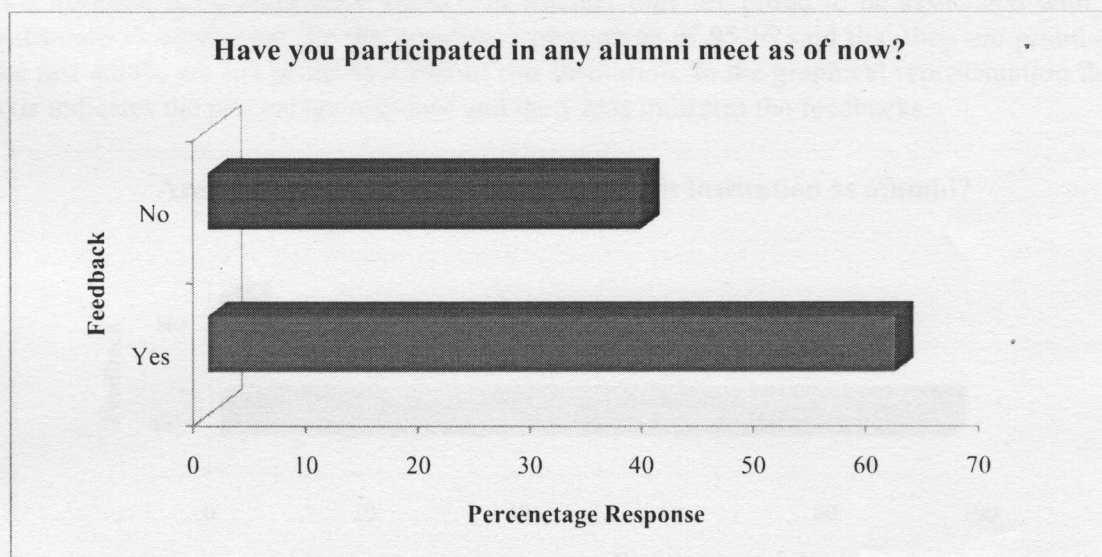
7- Students need many helps when they pass out from the institution regarding their academic as well as non academic needs. They are provided with many counselling cells and placement cells so that it found to be helping in their further job securing opportunities and all. The next question to which they were directed to rate is about the cells and whether the counselling cells are active in the college. On the graphical representation, the vertical line indicates the feedback and the horizontal line indicates the percentage responses. To this question a percentage of 57.66% chose the option yes and the rest 42.34% opted no.



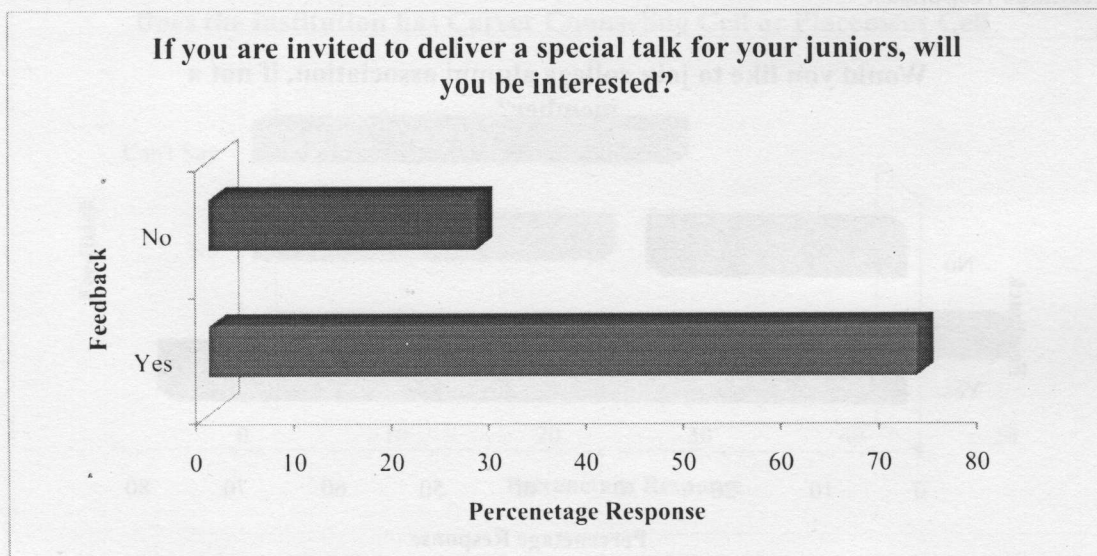
8- When a student leave a college they automatically shifted to the group of members including the alumni . They also have a alumni association so that they can work together for projects related to college and also external affairs. The next question to which the members have to react was whether they are interested in joining the alumni association. To this question 75% reacted with a yes and the remaining 25% reacted with a no. On the graphical representation, the vertical line indicates the feedback and the horizontal line indicates the percentage responses.



9- The next graph gives us an idea about the alumni meets that conducted in the college. There will be alumni meets in every year conducted by the institution so that they can have a rapport between the alumni and the institution. The alumni were asked about whether they have ever participated in any alumni meet. On the graphical representation, the vertical line indicates the feedback and the horizontal line indicates the percentage responses. The majority of people 61.29% voted for yes and the rest 38.71% voted for a no.



10- An institution will have many programs in the campus with respect to academic and non academic fields. So in every colleges there will be many alumni who can contribute financially and academically to this kind of classes and all. The next question to which the alumni have to answer is whether they are interested in delivering a speech to their juniors. On the graphical representation, the vertical line indicates the feedback and the horizontal line indicates the percentage responses. To this question a percentage of 72.58 responded positively and the rest 27.42% responded negatively.



*R. Aravind*  
Principal  
MES Ponnani College  
Ponnani South - 679 586

